

Gibson Connect TV

From Those You Know and Trust at
Gibson Electric Membership Corporation.



iPhone and iOS Setup Guide

Gibson Connect TV App Download

Thank you for choosing Gibson Connect TV! This guide will help you to download and log into Gibson Connect TV using an Apple device. Other platforms or devices may require a different process.


Before attempting to download Gibson Connect TV, you must first have an active and installed Gibson Connect internet service subscription. You can subscribe to Gibson Connect's TV service by contacting us at 731-562-6000 or by calling or visiting your local Gibson Electric Membership Corporation Member Service Center.

A Gibson Connect representative will provide or help you obtain your login name and password.

Gibson Connect TV login name: _____

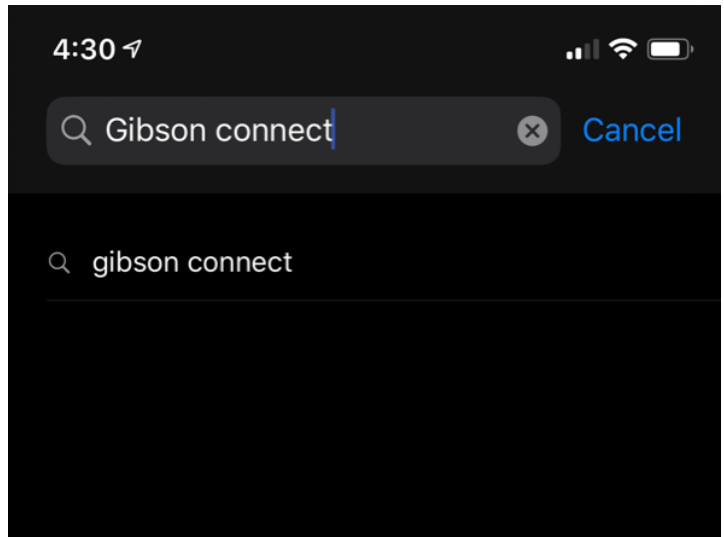
Gibson Connect TV login password: _____

1. From your device's home screen, tap the App Store to search for and download the application.

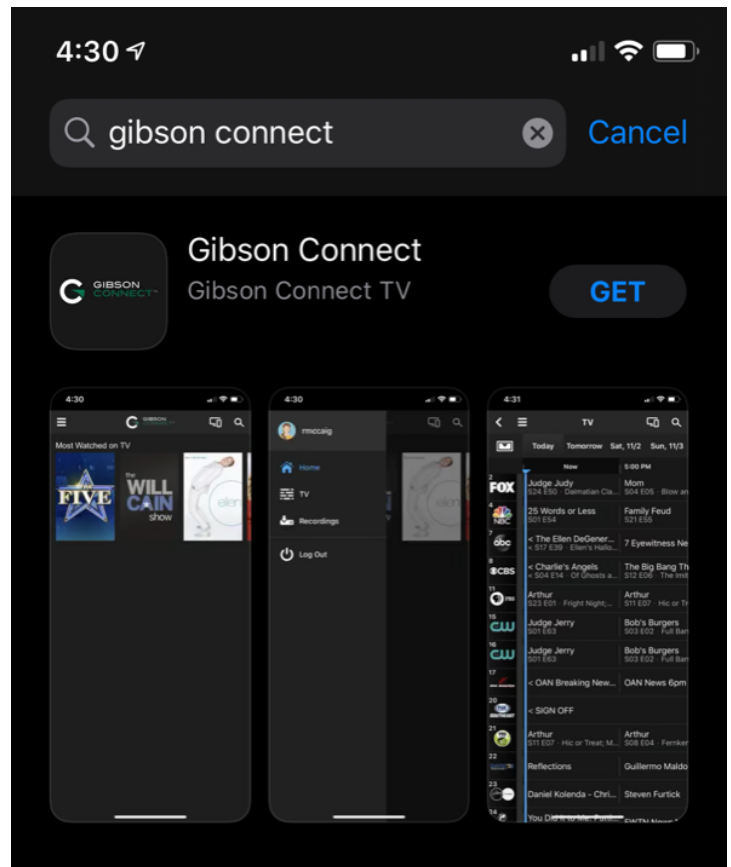


Gibson Connect TV App Download

2. Once the 'App Store' opens, search for 'Gibson Connect' to download the application.

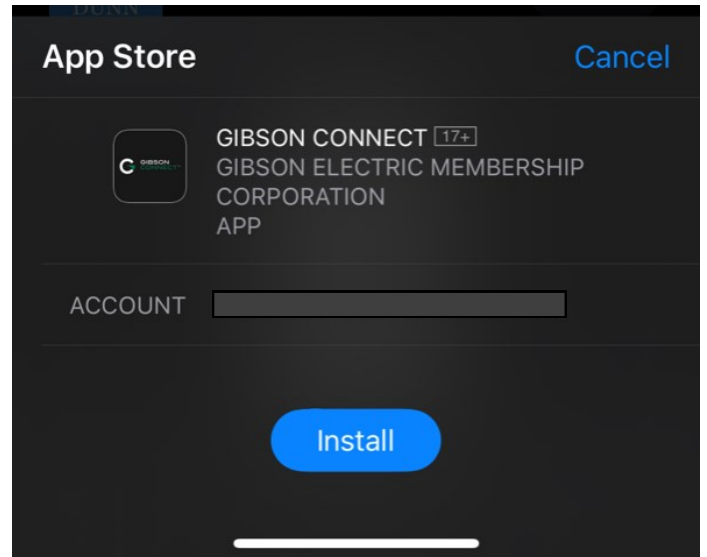


3. Select the 'Gibson Connect' app that displays in the top search results.




Gibson Connect TV App Download

4. You will be prompted to install the app. Tap “Install.”

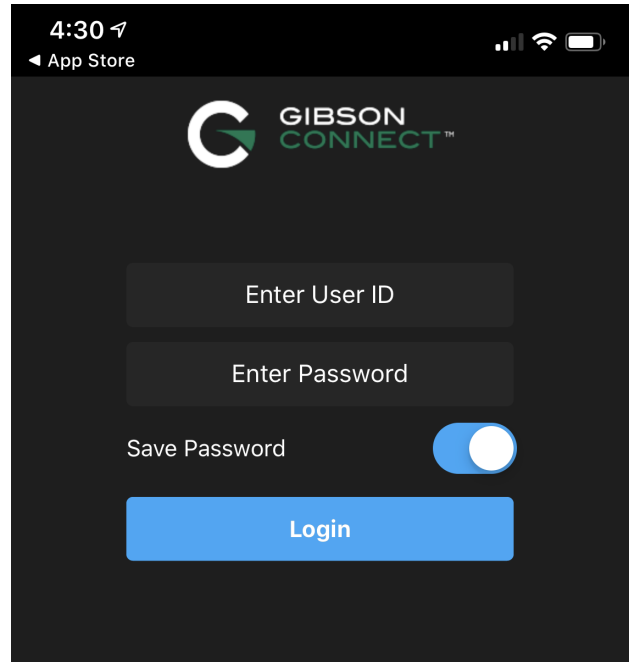


5. After installing the app, open the App Store or go to your home screen to find the Gibson Connect icon. Tap on the icon.

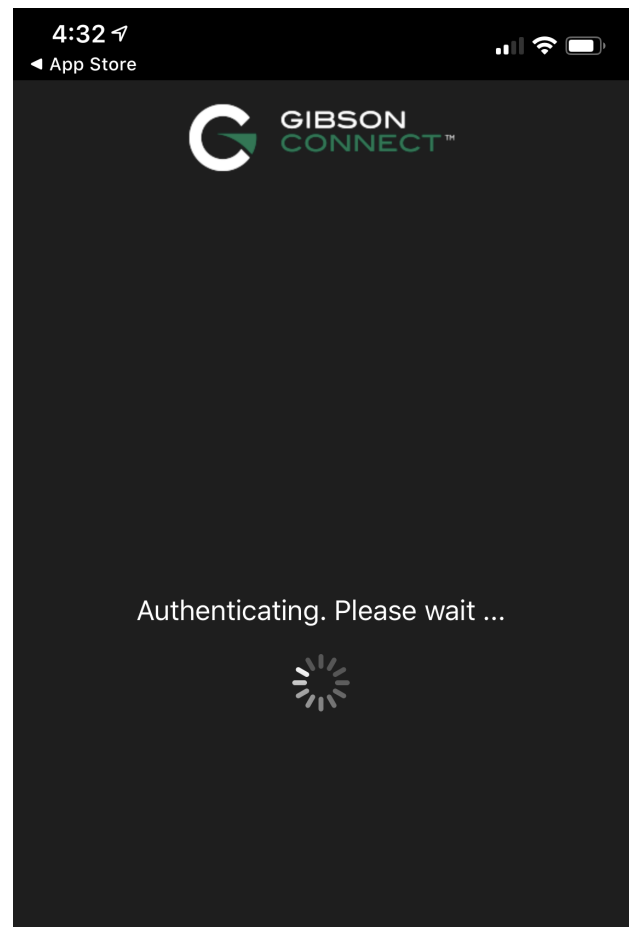


Gibson Connect TV App Download

6. Enter the User ID and Password assigned to you by a Gibson Connect representative. This will only be needed during the installation process.




7. Your device should show an authentication screen.

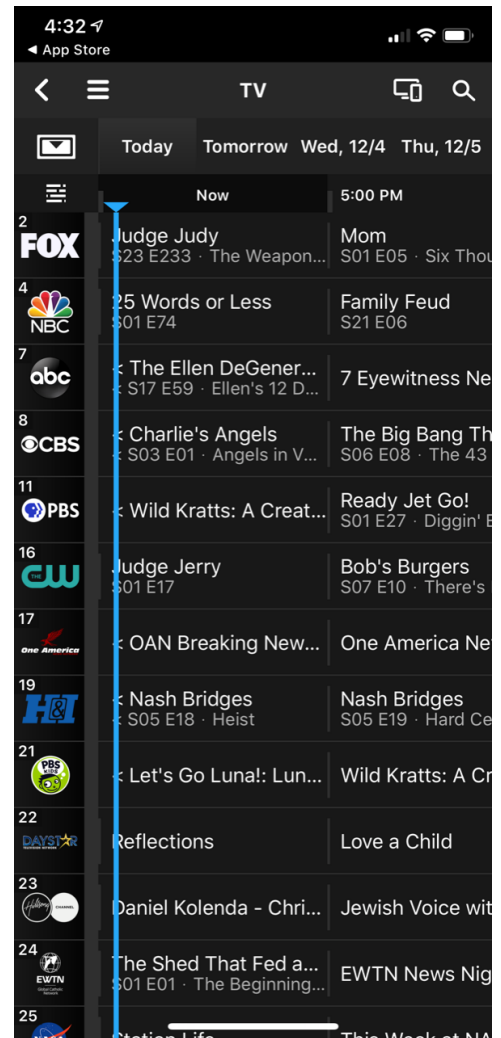


Gibson Connect TV App Download

8. After the authentication is complete, your screen will show the 'Most Watched on TV' screen.

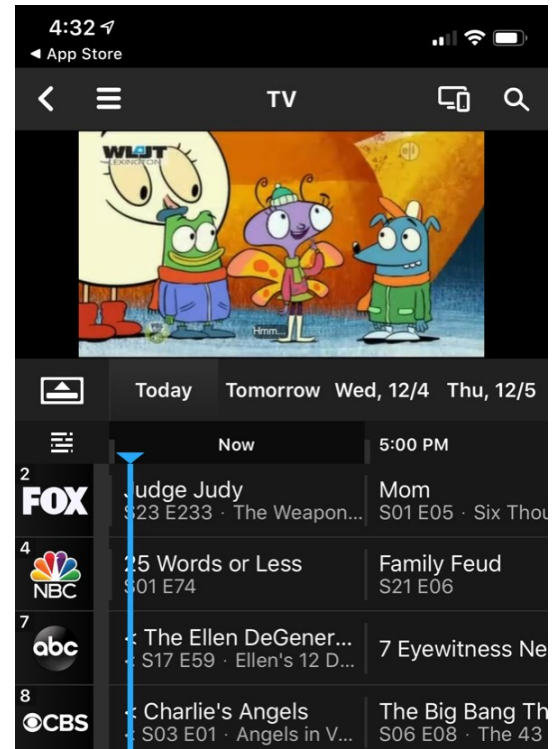


9. Select the three horizontal bars on the top left of your screen to open the side menu. The side menu will allow you to select the 'TV' guide to view channel lineups by time.



Gibson Connect TV App Download

9. Selecting on a channel will begin playing in a picture in picture (PIP) allowing for a preview. If you want to maximize the screen, click the image or tilt the phone.



If you have challenges with any of these steps, please contact Gibson Connect technical support for assistance, any time, day or night by calling 731-562-6000.